

**March 19-20, 2015 Laurie Autio, Budget Jacquard:
Variations on a Straight Draw workshop
Pre-Registered Participants Only
9:30 am - 4:00 pm**

All participants should have received instructions.
Questions to njpeckmc@gmail.com

*Reminder:
Bring a bag lunch*

WORKSHOP AND PROGRAM LOCATION:

Peace Lutheran Church
17029 West 13 Mile Road
Southfield, MI



Next **Newsletter** Deadline

April 1, 2015

send any information that may be
interesting to members

to:

slolli@comcast.net

**March 21, 2015 MWG Program
SEEING DOUBLE: Overlaying Designs,
Speaker, Laurie Autio**

When you look at your towering teenager, do you also see his sweet baby face lurking underneath? Are you fascinated by double exposures in photographs? Inspired by examples of layering pattern in Japanese textiles, we will discuss some ways to superimpose two or more patterns in the same piece. Some of these techniques can be done with pencil and graph paper and the simplest of looms, others are easier with computer drafting, Photoshop, and more complex looms.

Time: 10:30 AM Board Meeting
11:30 AM Social Time - light refreshments
(bring a bag lunch if desired)
12:00 PM General Meeting
Includes: **"LOOK WHAT I'VE DONE"**
Bring what you have done recently to show



See us on the web: www.michiganweaversguild.org

Remaining 2014-2015 Schedule

April 18, 2015

Speaker: Bestsy Szymanski

Topic: "Weave Structure Overview"

May 16, 2015

Annual Meeting, Potluck and Summer Challenge

*Short Presentation on Convergence
RISD Jacquard Class*

2014-2015 MWG Board

Meeting Chair: Rotates among Board

Exhibits: Boisali Biswas

Hospitality: Maxine Fontana

Housing: Susan Lolli

Library: Chris Jeryan

Membership: Joan Koelsch

MLH Representative: Karen Folland

Newsletter: Susan Lolli

Programs: Nancy Peck

Publicity: Judy Boesky

Secretary: Chris Jeryan

Treasurer: Joan Koelsch


Webmaster: Susan Lolli

Members in the Media



Another great article in the Detroit News. This one was about Eric Schlinger and his journey to learn to weave. The article can be seen here: <http://www.detroitnews.com/story/life/home-garden/2015/02/26/men-weaving/24076911/>


Member Richard Jeryann was featured in a program for the Public Television Station about the Weaving Shop at Greenfield Village. It can be seen on You Tube at <https://www.youtube.com/watch?v=GlkX-aY4SCV4>



More information regarding this event to be held in Rhode Island can be found at: <http://www.northlightfibers.com>

Some Images from the
MWG 2015 Dye Day

Share your results with us at
"Look What I Have Done", on
Facebook and/or email to
slolli@comcast.net



GuildHistory


The Michigan Weavers Guild was formed in 1947.

60 Years Ago - March 1955

- Exhibit from Pinellas Weavers, Pinellas Florida (Note: cost was \$2.61 postage)
- Demonstration "How to Make Curains & Drapes" by Mary Jane Grogan.

50 Years Ago - March 1965

Mrs. Else Regensteiner held a 3 day workshop for the guild at Calvin Pespeterian Church.



40 Years Ago - March 1975



30 Years Ago - March 1985

No information was found regarding the program, but the guild had 149 members that year.

20 Years Ago - March 1995

The rug study group met and had a discussion of courtyard techniques.

10 Years Ago - March 2005

Gisella Bosch gave a presentation titled "Overshot Treadling Variations" followed by a one day workshop on "Name Drafting".

REMINDER

MWG Guild Exhibit at the Michigan League of Handweavers (MLH) 2015 Conference, Hope College, Holland, MI June 5-10

Conference theme for this year is 'Expanding Our Textile Horizons'. From this our guild exhibit theme is: 'MWG Expanding Our Textile Horizons Through Workshops, Study Groups and Guild Challenges'.

This is an opportunity to showcase our accomplishments and activities since the 2013 conference. We invite MWG members to share your resulting projects from:

- Lisa Hill's 'Masters of Deflection, Deflected Double-weave Workshop
- Bosali Biswas' 2014 Dye Day
- JoAnn Bachelder's 'Three Shaft Weaves: When Less is More', 3 Shaft Weaves Workshop
- Bosali Biswas' 2015 Dye Day
- Laurie Autio's 'Budget Jacquard' Workshop
- MWG Summer 2014 project 'National Geographic Inspired Challenge'
- MWG Explorer's Study Group, 'Vessels'

Please bring your finished projects to the [May 16, 2015](#) MWG meeting for show and tell and inclusion in the MWG Guild Exhibit at MLH conference.

Karen Foland, KMFolland@comcast.net is coordinating the MWG Guild Exhibit. She welcomes volunteers to help set up, supply props and deliver projects. We are




MWG Explorer's Study Group

A study group of MWG members meets once a month usually in member's homes to share fiber inspirations. Participants bring a fiber project or inspiration to show and share with others. It is a diversified group with weavers, knitters, quilters, basketmakers and other fiber media shared. Please come join us. Contact hostess for directions.

Future Explorer's meetings are:

- March 26, 2015, 10:00a.m.-12:30pm Nancy Peck hostess, njpeckmc@gmail.com; meeting at Michigan Fine Yarns, 37519 Ann Arbor Rd., Livonia
- April 16, 2015, 10:00a.m.-12:30pm. Anita Sudakin hostess, anitasews@comcast.net

A Selection of Textiles In the Media

<p>In February the New York Times had an article about traditional mud-dying for kimono's.</p>	<p>http://www.nytimes.com/2015/02/10/world/old-ways-prove-hard-to-shed-even-as-crisis-hits-kimono-trade.html?smprod=nytcore-ipad&smid=nytcore-ipad-share&r=0</p>	 <p>Sorry for the low quality picture - see the article!</p>
<p>Fox News highlighted weaving in Allegan, Michigan</p>	<p>http://fox17online.com/2015/02/10/weaving-on-a-loom-at-baker-allegan-studios/</p>	
<p>Interesting information regarding coral reefs of crochet and math.</p>	<p>For some reason cannot get this link to work - so just key in: http://crochetcoralreef.org/about/index.php http://www.ted.com/talks/margaret-wertheim-crochets-the-coral-reef?language=en</p>	

2014 - 2015 MEMBERSHIP DUES

Annual Dues are \$30
Pay Online / or mail to:
Joan Koelsch, Membership
4361 Arden Place
Royal Oak MI 48073

NAME _____

ADDRESS _____

CITY _____ STATE _____ ZIPCODE _____

EMAIL _____ PHONE _____